

2XS[®] CLUB RULES

Watersports have been on West Wittering's private beach since the late 70s. 2XS took over the Club in 1991 – since then we have worked very hard and spent many hours with locals, WWF and CME board members and local councils creating a workable safety system. We have strong support from West Wittering Estate, the landowners of the beach.

Our aim at 2XS is to ensure the safety of all our members and beach users. We pride ourselves on running a safe location for kitesurfing, windsurfing and wingfoiling.

All members must abide by the decisions of the Safety Officer/ Club Manager. If in the interest of safety, particularly in the height of the summer, if it is deemed necessary, the Safety Officer may stop windsurfing, kitesurfing and wingfoiling temporarily.

We have a rescue ski on standby, 7 days a week, between 1st March – 31st October.



GENERAL RULES

SIGNING IN/OUT IN CLUB OFFICE

- All members are required to sign on and off the water to ensure you are covered by our rescue service
- We can then give you weather updates, kit size, zone changes and safety advice

INSURANCE

- Members are required to have valid 3rd Party liability Watersports insurance
- Minimum of £3 million cover liability is required. All members must produce a copy of insurance for 2XS to keep on file.

CLUB RASH VEST

- Members are required to wear a Club rash vest
- £40 deposit is paid on joining
- Refundable when you leave Club and rash vest is returned to 2XS
- Lost Club rash vest £40

LAUNCHING AND RECOVERY

- Through yellow buoyed lanes only
- Avoid launching when beach users are downwind of you

ON THE WATER

- Respect other beach users
- Swimmers must be avoided by at least 50 metres (6 mast lengths/2.5 kite line lengths)
- Swimmers must always be passed to seaward – upwind.
- Sandbars change regularly, be aware of depth change
- Watch for changes in the weather

UNDER 18'S/CHILDREN

- Under 16's cannot be left alone at the Club or whilst windsurfing/kitesurfing or wingfoiling, the parent/ guardian must be with them at all times
- Minors under the age of 11 years old are not allowed to use the changing rooms without parental supervision
- Under 18's out on the water must be supervised at all times

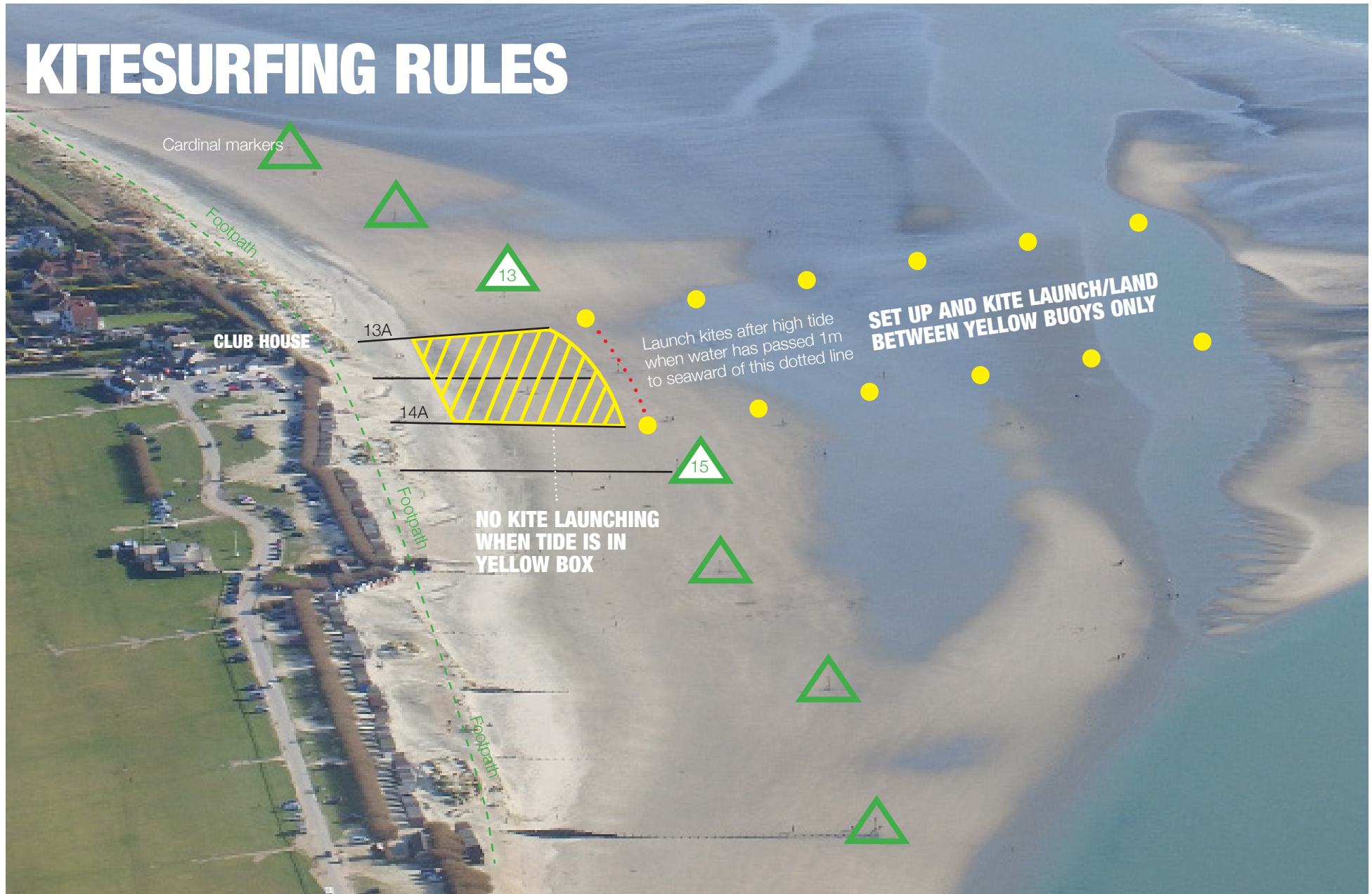
WINDSURF/WINGFOIL GUEST PASS

- Maximum of 4 visits per season
- Members Guests £15 Adult, under 16's £10
- Non members Pass £20
- Guests/non members must follow the Club rules, have 3rd party liability and wear a Club rash vest

KITESURF GUEST

- We do not offer daily membership for kitesurfing (due to the safety rules)

KITESURFING RULES



2XS[®] CLUB RULES

KITE RULES

- **No launching at high tide – launch when there is clear sand one metre in front of the perpendicular line between groyne 13 and 15.**
- Kitesurfers must keep at least two lengths (ie 50 metres) or more from the shoreline; do not overfly the beach
- Never ‘over fly’ people on the beach, footpaths or horses. Be especially careful of children who are drawn to all kites thinking they are toys, but generally do not realise the dangers that a kite can present.
- All kites must be fitted with a safety leash to the harness. Please test safety systems prior to launching kite. Carry a kite safety knife. Be prepared to use the quick release.
- Launching and landing through the yellow buoyed area only.
- Kite to be launched pointing to the sea/avoid launching when beach users are downwind of you.
- Kites must not be left unattended, unless they are secure with sand bags. Lines MUST always be detached when kites are left on the beach.
- Kitesurfers must take absolute responsibility for their own safety, and other beach and water users. Ensure there is enough room to launch and land safely.
- If you see a kitesurfer out of control or about to launch dangerously – help them. Collectively kitesurfers can create a safer environment, those who act irresponsibly will jeopardize the sport for everyone.
- No jumping on land
- Novice kitesurfers must be able to kite within the Club rules, or will need further lessons before venturing out. (Please ask for advice at the Club)
- Ask for assistance for launching and landing (we are there to help but we are not there 100% of the time)
- Kitesurfers should keep clear of other watersport users, preferably downwind
- Kitesurfers avoid jumps/transitions on water if there is anyone downwind.
- If you are too close to another windsurfer/wingfoiler or kiter put the kite into its neutral position and allow them to pass
- The decision will be taken each day in the summer whether there is suitable space and conditions for kitesurfing by the Club Manager.
- Be prepared to use quick release if the kite is out of control.
- Be aware from red flag to seaward tip of Hayling, no kitesurfing is allowed in Chichester Harbour
- No kiting in lower trench
- Use of trench and lagoon changes summer and winter. This also changes annually due to sandbars changing.
- Please keep clear of all lessons

WINDSURF RULES


- Launch and land through the yellow buoyed launching zone
- Windsurf away from the shore line and stay 50 metres from the shore line
- Pass all swimmers to seaward (upwind)
- Keep 50 metres upwind from any swimmer in the water
- Be aware of other windsurfers, kites and wingfoilers on the water
- Check your kit – ropes, mast bases and harness lines
- When windsurfing towards lifeguard zone – turn before the red and yellow flags
- When passing the red and yellow flagged swim zone – you must remain at least 75 metres upwind of the closest swimmer nearest to you; if you are unable to do this you must exit the water.
- During the summer months there is a red buoy in the trench -this acts as a limit to where you can windsurf – it is not to be used as a gybe mark – this will ensure a safe distance from bathers in the swimming zones.
- Please ensure you leave your gear on the beach correctly in line with the wind so it cannot blow away
- Do not leave sails or boards unattended on the beach

WINGFOIL RULES

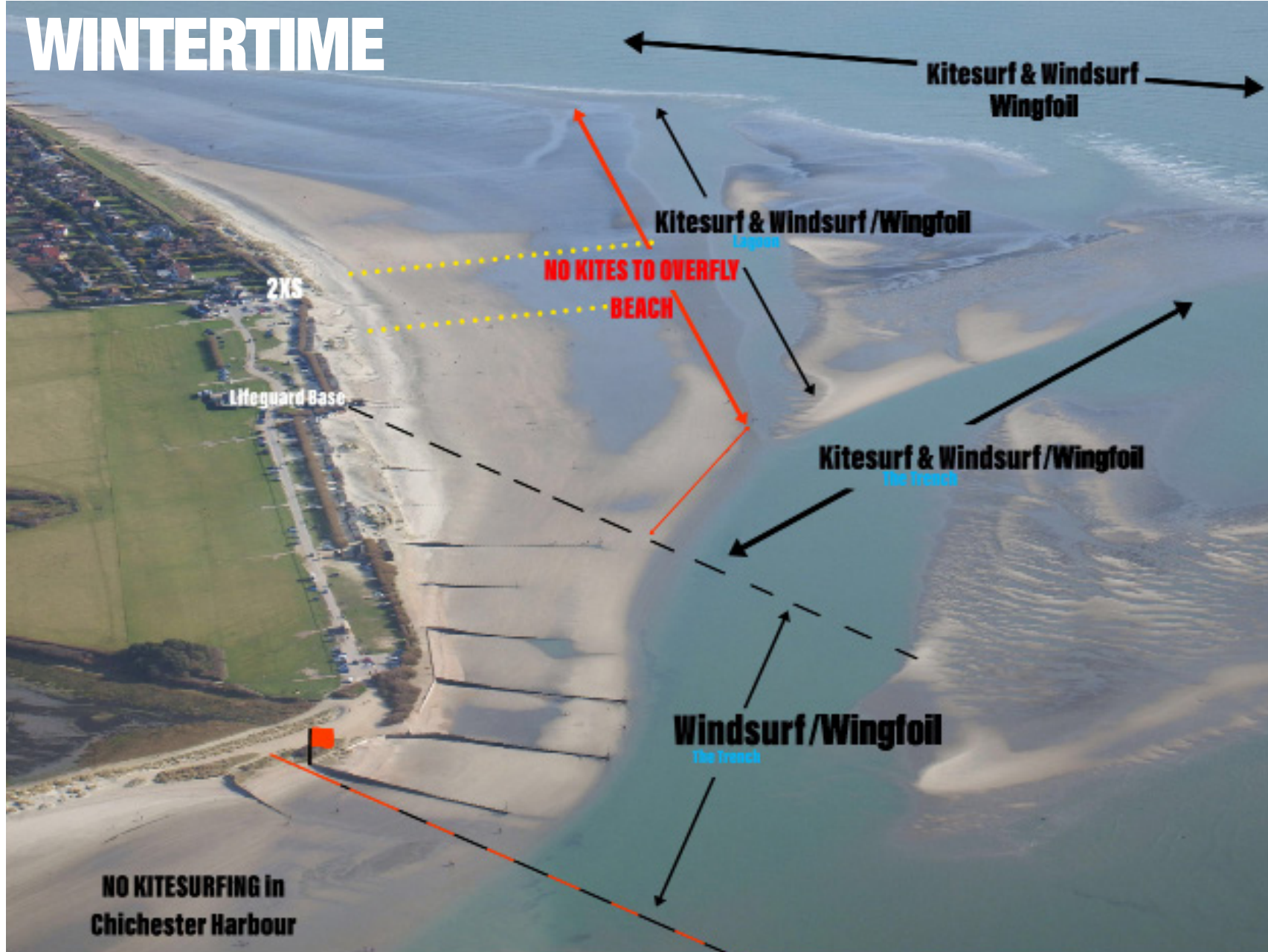
- Please read the windsurf rules as these also apply to wingfoiling
- Always wear a leash both to your wing and board
- Be aware of shallow water
- Take even greater care when you come close to other water users and swimmers
- A foil will not stop immediately so extra time and distance is needed to slow down and stop
- Efoils & power assist foils – currently West Wittering Estate do not allow any Efoils or Power Assist foils to launch from West Wittering beach.

2XS[®] CLUB RULES

SUMMERTIME



2XS[®] CLUB RULES



2XS[®] CLUB RULES

LIFEGUARDS/ZONES – SUMMER

- Red/Yellow flags – swimming zone only, strictly no kiting, windsurfing or winging – if passing the red/yellow flagged zone you must be at least 75 metres upwind from the closest swimmer.
- Black/white flags – hardcraft zone
- Red Fanatic buoy – this will mark a point to where you can windsurf/wingfoil up to in the water, incase the flags are hard to see.
- The WWE Lifeguards will keep swimmers contained in the zoned area. If this is not happening we will chase the situation on your behalf, please avoid swimmers in the mean time.
- Please take advice from WWE Lifeguards



LAUNCHING AT WEST END OF CAR PARK

- Sign in and out at 2XS Club prior to driving to end of the car park
- Windsurf/wingfoiling needs a harbour license if heading into Chichester harbour
- Third Party Insurance liability is required by Landowners – need to see proof of policy
- We advise to launch only on incoming tide
- Take mobile phone as safety back up with Club telephone number programmed in
- This area is only suitable for intermediate and advanced wingfoilers
- Remember this is a “red flag” zone – dangerous currents at high tide
- Wingfoiling may be suspended from here in the interest of beach safety
- Stay within the 2XS Club Safety Rules
- Wear Club rash vest at all times

WINTER

- Members must wear Club rash vest throughout the winter months
- Rescue cover stops as of the 1st November through to 28th February each year
- Call 999, ask for Coastguard in the event of an emergency
- Clubhouse and changing rooms are still in use and rules still apply

RESCUE

- Rescue cover is from 1st March till 31st October each year – ski on standby 9.30 am to 5.30 pm
- 2XS Safety Officer scans water every 15 minutes
- Members need to stay in line of site of the 2XS Club (not inside Chichester harbour)
- Line of sight for 2XS Club is 400 metres in good weather at high tide; 200 metres from shore line at low tide.
- Use distress signal for attention, stay with kit
- Members kiting, windsurfing or wingfoiling too far out to sea cannot be seen!



The 2XS Club rules may be subject to changes during the season in the interest of safety – the rules are approved by WWE.

© Simon Bassett, 2XS, 2026

2XS[®] CLUB SAFETY GUIDELINES

SAFETY GUIDELINES

- Members who jeopardise the safety of a swimmer/beach user/club member or ignore safety rules (instructions) risk the chance of being temporarily or permanently banned from the club.
- In the event of a permanent ban membership and car parking will not be refunded.

MEMBERSHIP

- Single – one person only, adult over age of 18 years old
- Family – 2 adults and children under the age of 18 all at the same home address (max number of 4 children)
- Local membership is available to homeowners in the following postcodes only PO20 7XX, PO20 8XX or PO20 9XX – this does not cover short term holiday rentals.
- Membership is annual – runs for 12 months from the time you join.
- Joining fee – for new members there is a £95 joining fee – if members are late with their renewals over 1 month they will also be required to pay the joining fee again.
- Membership is not transferable
- Membership is only for personal Watersports use -no commercial/promotional use is allowed

CAR PARK

- Take special care when parking or reversing, small children are difficult to see behind vans or cars. Parents please do not let small children play in car park.
- Please observe and abide by the car parking terms, all vehicles must be off the Estate by 8.30pm GMT (you can stay later if car is off site)
- Season tickets are cheaper than daily car park fee.

SAFETY RECOMMENDATIONS

- Assessment of weather conditions is essential, in particular the size of kite/sail/wing for wind strength/ability – check kit size is suitable if in doubt at 2XS Club office
- Always check the weather, wind speed and direction and tides, use our live feed and webcam through 2xs.co.uk/weather.
- Starboard tack has right of way over port.
- Collisions must be avoided at all costs.
- Sailor going out through surf has right of way to someone coming in.
- Sail/kite/wing with others, avoid going out on your own
- Avoid strong tides/offshore winds
- Maintain and check kit
- Don't go out if the conditions are not suited to you, or you don't have the right kit
- Carry spare rope, flares, knife and phone (with Club telephone number programmed in) on the water
- Beware of changing depths, the sand regularly shifts and depths can change
- Personal safety equipment such as helmets, float jackets/BA's are recommended to wear.
- Please keep clear of all lessons.

HIRE PACKAGE

- To reserve equipment, call the day before. We cannot guarantee available kit if you just turn up. (No reservations, we will hire out gear)
- If you damage the equipment, you will have to pay for the repair/replacement.
- Hire is available from 15th March till 31st October between the opening hours of the Club (9am-5.30pm)
- Hire package is a single sport specified package unless you have paid for extra options
- Membership is not transferable
- Keep within the Club Rules and safety recommendations



RISK

- There is always a risk when you head out on the water – it is important you understand your limits; weather conditions and personal waterwear and equipment.

2XS[®] FOIL POWER ASSIST RULES

- All Foil Assist riders must join the 2XS Club
- All Foil Assist riders to wear 2XS Club Vest all year round
- Sign in/Sign out through 2XS Club
- Only Foil Assist kit can be used at WWE – no E-Foils -Foil Assist motor positioned top 3rd of mast
- Must have 3rd party insurance £3,000,000 -and provide 2XS policy details

- Understand the beach and water zones (see diagrams of high and low tide option)
- Launch and land through club lane only
- Foil assist use 2 hours either side of high tide
- High tide light wind activity only
- When launching the first 35m's prone (sub 6 knots)
- Head straight out through yellow buoyed launching lane. At 200 metres from shoreline turn and head out to outer bank waves

- All kit checked by and signed off by 2XS
- Do not ride inside wave in front of lifeguard tower
- Chichester harbour out of bounds for foil assist
- Stay 150 meters from shoreline riding waves
- Avoid bathers by 50 meters

- You must be competent to ride in wave conditions -if not stick to low tide conditions to develop skills
- It is recommended that power hand control unit is always turned off when carrying foil on land.

2XS WWE reserve the right to stop activity in the event of rules being broken and/or unsafe riding on the water. 2XS Power Assist rules may change during season.

FOIL POWER ASSIST RIDERS MUST GIVE WAY TO ALL OTHERS IN THE WATER!

Follow basic code of surfing etiquette, which is the following:

- Rider closest to peak has right of way
- Don't drop in
- Safety check before taking off
- Don't snake
- Heading (Foil Assist) out -avoid the line-up and yield to the Rider already surfing
- Communicate and respect other water users.
- Avoid and be respectful of marine life
- Mandatory to wear a leash to board
- Helmet and Impact vest, B/A highly recommended
- Ensure your batteries are fully charged and foil kit is well maintained
- Ride the suitable volume board and be prepared to paddle back in event of battery failure

